
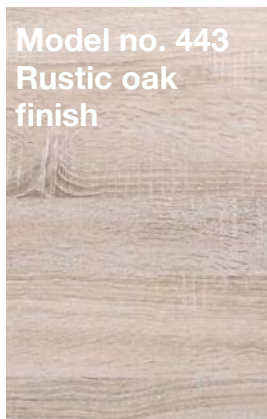





**Model no. 442**  
**White**



**Model no. 443**  
**Rustic oak finish**



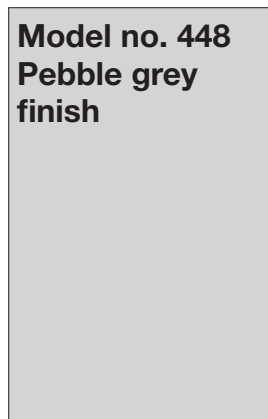
**Model no. 446**  
**Dark rustic oak finish**



**Model no. 495**  
**Graphite**



**Model no. 448**  
**Pebble grey finish**







We reserve the right to color and model deviations or the correction of erroneous information. All measures are approximate cm. All measurements are approximate and in metric cm. We reserve the right to amend technical data and measurements.

Sales  
Promotion**Berlin.**

Independent / non HDI

**BLANK PRICE LIST**valid until **30.06.2023**
**Sliding-door wardrobes, 2 doors**  
 without cornice, handle ledges in silver
**Interior:**

2 adjustable shelves, 1 clothes rail

Description	Dimensions cm			Art. no.	GBP
	W	H	D		
 <b>4 door panels in carcass colour</b>	150	217	67	<b>800</b>	
	200	217	67	<b>820</b>	
	250	217	67	<b>840</b>	
	300	217	67	<b>860</b>	
 <b>2 door panels crystal mirror, 2 door panels carcass colour</b>	150	217	67	<b>801</b>	
	200	217	67	<b>821</b>	
	250	217	67	<b>841</b>	
	300	217	67	<b>861</b>	
 <b>2 door panels carcass colour, 2 door panels crystal mirror</b>	150	217	67	<b>809</b>	
	200	217	67	<b>829</b>	
	250	217	67	<b>849</b>	
	300	217	67	<b>869</b>	
 <b>2 door panels carcass colour, 2 door panels crystal mirror</b>	150	217	67	<b>810</b>	
	200	217	67	<b>830</b>	
	250	217	67	<b>850</b>	
	300	217	67	<b>870</b>	

**Plinth partition**





72,3	72,3	96,4	96,4	96,4	96,4	47,5	96,4	96,4	96,4
—150 cm—		—200 cm—		—250 cm—			—300 cm—		

Sales  
Promotion**Berlin.**

Independent / non HDI

**BLANK PRICE LIST**valid until **30.06.2023**
**Sliding-door wardrobes, 2 doors**  
 without cornice, handle ledges in silver
**Interior:**

2 adjustable shelves, 1 clothes rail

Description	Dimensions cm			Art. no.	GBP
	W	H	D		
 <b>2 door panels carcass colour, 2 door panels crystal mirror</b>	150	217	67	<b>811</b>	
	200	217	67	<b>831</b>	
	250	217	67	<b>851</b>	
	300	217	67	<b>871</b>	
 <b>2 door panels crystal mirror, 2 door panels carcass colour</b>	150	217	67	<b>660</b>	
	200	217	67	<b>661</b>	
	250	217	67	<b>662</b>	
	300	217	67	<b>663</b>	
 <b>2 door panels carcass colour, 2 door panels crystal mirror</b>	150	217	67	<b>680</b>	
	200	217	67	<b>681</b>	
	250	217	67	<b>682</b>	
	300	217	67	<b>683</b>	
 <b>4 door panels with crystal mirror</b>	150	217	67	<b>802</b>	
	200	217	67	<b>822</b>	
	250	217	67	<b>842</b>	
	300	217	67	<b>862</b>	

**Plinth partition**

72,3	72,3	96,4	96,4	96,4	96,4	47,5	96,4	96,4	96,4
—150 cm—		—200 cm—		—250 cm—			—300 cm—		

Sales  
Promotion**Berlin.**

Independent / non HDI


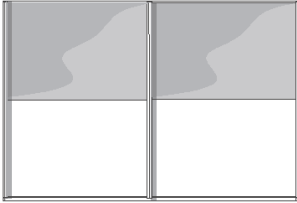


**BLANK PRICE LIST**valid until **30.06.2023**

## Sliding-door wardrobes, 2 doors

without cornice, handle ledges in silver

**Interior:**

2 adjustable shelves, 1 clothes rail

Description	Dimensions cm			Art. no.	GBP
	W	H	D		
 <p><b>2 door panels carcass colour, 2 door panels glass white</b></p>	150	217	67	<b>803</b>	
	200	217	67	<b>823</b>	
	250	217	67	<b>843</b>	
	300	217	67	<b>863</b>	
 <p><b>2 door panels glass white, 2 door panels carcass colour</b></p>	150	217	67	<b>812</b>	
	200	217	67	<b>832</b>	
	250	217	67	<b>852</b>	
	300	217	67	<b>872</b>	
 <p><b>2 door panels glass white, 2 door panels carcass colour</b></p>	150	217	67	<b>813</b>	
	200	217	67	<b>833</b>	
	250	217	67	<b>853</b>	
	300	217	67	<b>873</b>	
 <p><b>2 door panels glass white, 2 door panels carcass colour</b></p>	150	217	67	<b>814</b>	
	200	217	67	<b>834</b>	
	250	217	67	<b>854</b>	
	300	217	67	<b>874</b>	

**Plinth partition**






72,3	72,3	96,4	96,4	96,4	96,4	47,5	96,4	96,4	96,4
—150 cm—		—200 cm—		—250 cm—			—300 cm—		

Sales  
Promotion**Berlin.**

Independent / non HDI

**BLANK PRICE LIST**valid until **30.06.2023**
**Sliding-door wardrobes, 2 doors**  
 without cornice, handle ledges in silver
**Interior:**

2 adjustable shelves, 1 clothes rail

Description	Dimensions cm			Art. no.	GBP
	W	H	D		
 <b>2 door panels glass white, 2 door panels carcase colour</b>	150	217	67	<b>664</b>	
	200	217	67	<b>665</b>	
	250	217	67	<b>666</b>	
	300	217	67	<b>667</b>	
 <b>2 door panels carcase colour, 2 door panels glass white</b>	150	217	67	<b>684</b>	
	200	217	67	<b>685</b>	
	250	217	67	<b>686</b>	
	300	217	67	<b>687</b>	
 <b>4 door panels glass white</b>	150	217	67	<b>804</b>	
	200	217	67	<b>824</b>	
	250	217	67	<b>844</b>	
	300	217	67	<b>864</b>	
 <b>2 door panels in glass white left, 2 door panels with crystal mirror right</b>	150	217	67	<b>204</b>	
	200	217	67	<b>208</b>	
	250	217	67	<b>209</b>	
	300	217	67	<b>210</b>	
 <b>2 door panels with crystal mirror left, 2 door panels in glass white right</b>	150	217	67	<b>211</b>	
	200	217	67	<b>212</b>	
	250	217	67	<b>213</b>	
	300	217	67	<b>214</b>	

**Plinth partition**


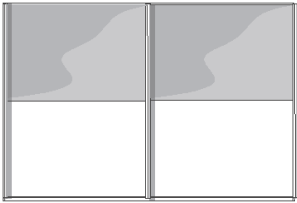


72,3	72,3	96,4	96,4	96,4	96,4	47,5	96,4	96,4	96,4
—150 cm—		—200 cm—		—250 cm—			—300 cm—		

Sales  
Promotion**Berlin.**

Independent / non HDI

**BLANK PRICE LIST**valid until **30.06.2023**
**Sliding-door wardrobes, 2 doors**  
 without cornice, handle ledges in silver
**Interior:**

2 adjustable shelves, 1 clothes rail

Description	Dimensions cm			Art. no.	GBP
	W	H	D		
 <p><b>2 door panels carcass colour, 2 door panels glass pebble grey</b></p>	150	217	67	<b>770</b>	
	200	217	67	<b>771</b>	
	250	217	67	<b>772</b>	
	300	217	67	<b>773</b>	
 <p><b>2 door panels glass pebble grey, 2 door panels carcass colour</b></p>	150	217	67	<b>774</b>	
	200	217	67	<b>775</b>	
	250	217	67	<b>776</b>	
	300	217	67	<b>777</b>	
 <p><b>2 door panels glass pebble grey, 2 door panels carcass colour</b></p>	150	217	67	<b>778</b>	
	200	217	67	<b>779</b>	
	250	217	67	<b>780</b>	
	300	217	67	<b>781</b>	
 <p><b>2 door panels glass pebble grey, 2 door panels carcass colour</b></p>	150	217	67	<b>782</b>	
	200	217	67	<b>783</b>	
	250	217	67	<b>784</b>	
	300	217	67	<b>785</b>	

**Plinth partition**






72,3	72,3	96,4	96,4	96,4	96,4	47,5	96,4	96,4	96,4
150 cm		200 cm		250 cm			300 cm		

Sales  
Promotion**Berlin.**

Independent / non HDI

**BLANK PRICE LIST**valid until **30.06.2023**
**Sliding-door wardrobes, 2 doors**  
 without cornice, handle ledges in silver

**Interior:**  
 2 adjustable shelves, 1 clothes rail

Description	Dimensions cm			Art. no.	GBP
	W	H	D		
 <b>2 door panels glass pebble grey, 2 door panels carcase colour</b>	150	217	67	<b>640</b>	
	200	217	67	<b>641</b>	
	250	217	67	<b>642</b>	
	300	217	67	<b>643</b>	
 <b>2 door panels glass pebble grey, 2 door panels carcase colour</b>	150	217	67	<b>644</b>	
	200	217	67	<b>645</b>	
	250	217	67	<b>646</b>	
	300	217	67	<b>647</b>	
 <b>4 door panels glass pebble grey</b>	150	217	67	<b>786</b>	
	200	217	67	<b>787</b>	
	250	217	67	<b>788</b>	
	300	217	67	<b>789</b>	
 <b>2 door panels in glass pebble grey left, 2 door panels with crystal mirror right</b>	150	217	67	<b>259</b>	
	200	217	67	<b>260</b>	
	250	217	67	<b>261</b>	
	300	217	67	<b>262</b>	
 <b>2 door panels with crystal mirror left, 2 door panels in glass pebble grey right</b>	150	217	67	<b>263</b>	
	200	217	67	<b>264</b>	
	250	217	67	<b>265</b>	
	300	217	67	<b>266</b>	

**Plinth partition**

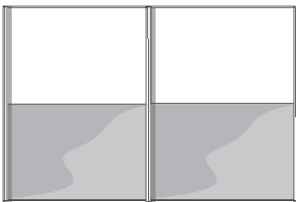
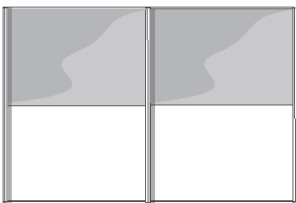


72,3	72,3	96,4	96,4	96,4	96,4	47,5	96,4	96,4	96,4
—150 cm—		—200 cm—		—250 cm—			—300 cm—		




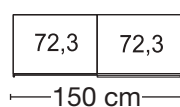
Sales  
Promotion**Berlin.**

Independent / non HDI

**BLANK PRICE LIST**valid until **30.06.2023**
**Sliding-door wardrobes, 2 doors**  
 without cornice, handle ledges in silver
**Interior:**

2 adjustable shelves, 1 clothes rail

Description	Dimensions cm			Art. no.	GBP
	W	H	D		
 <p><b>2 door panels in carcase colour, 2 door panels in glass graphite</b></p>	150	217	67	<b>100</b>	
	200	217	67	<b>102</b>	
	250	217	67	<b>103</b>	
	300	217	67	<b>104</b>	
 <p><b>2 door panels in glass graphite, 2 door panels in carcase colour</b></p>	150	217	67	<b>105</b>	
	200	217	67	<b>107</b>	
	250	217	67	<b>108</b>	
	300	217	67	<b>109</b>	
 <p><b>2 door panels in glass graphite, 2 door panels in carcase colour</b></p>	150	217	67	<b>110</b>	
	200	217	67	<b>111</b>	
	250	217	67	<b>112</b>	
	300	217	67	<b>113</b>	
 <p><b>2 door panels in glass graphite, 2 door panels in carcase colour</b></p>	150	217	67	<b>114</b>	
	200	217	67	<b>115</b>	
	250	217	67	<b>116</b>	
	300	217	67	<b>117</b>	

**Plinth partition**



Sales  
Promotion**Berlin.**






Independent / non HDI

**BLANK PRICE LIST**valid until **30.06.2023**

## Sliding-door wardrobes, 2 doors without cornice, handle ledges in silver

**Interior:**

2 adjustable shelves, 1 clothes rail

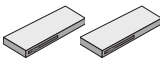


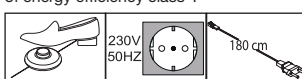
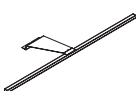
Description	Dimensions cm			Art. no.	GBP
	W	H	D		
 <p><b>2 door panels in glass graphite, 2 door panels in carcase colour</b></p>	150	217	67	<b>141</b>	
	200	217	67	<b>142</b>	
	250	217	67	<b>143</b>	
	300	217	67	<b>144</b>	
 <p><b>2 door panels in glass graphite, 2 door panels in carcase colour</b></p>	150	217	67	<b>145</b>	
	200	217	67	<b>146</b>	
	250	217	67	<b>147</b>	
	300	217	67	<b>148</b>	
 <p><b>4 door panels in glass graphite</b></p>	150	217	67	<b>118</b>	
	200	217	67	<b>119</b>	
	250	217	67	<b>120</b>	
	300	217	67	<b>121</b>	
 <p><b>2 door panels in glass graphite left, 2 door panels with crystal mirror right</b></p>	150	217	67	<b>149</b>	
	200	217	67	<b>150</b>	
	250	217	67	<b>151</b>	
	300	217	67	<b>152</b>	
 <p><b>2 door panels with crystal mirror left, 2 door panels in glass graphite right</b></p>	150	217	67	<b>153</b>	
	200	217	67	<b>154</b>	
	250	217	67	<b>155</b>	
	300	217	67	<b>156</b>	

**Plinth partition**

72,3	72,3	96,4	96,4	96,4	96,4	47,5	96,4	96,4	96,4
—150 cm—		—200 cm—		—250 cm—			—300 cm—		



## Additional elements for sliding door wardrobes

	Description	Dimensions cm			Art. no.	GBP
		W	H	D		
	<b>2-piece set</b> , self-closing mechanism with buffering for exterior doors					
	pair	24	2	11	<b>365</b>	
	<b>Passe-partout frame</b> , without lights, Width per side profile: 5 cm					
	- for width 150 cm	160	221	23	<b>943</b>	
	- for width 200 cm	210	221	23	<b>944</b>	
	- for width 250 cm	260	221	23	<b>945</b>	
	- for width 300 cm	310	221	23	<b>946</b>	
	<b>With Power-LED lights</b> , Width per side profile: 5 cm					
	<b>incl. UK adapter!</b>					
	2 lights - for width 150 cm	160	221	23	<b>950</b>	
	4 lights - for width 200 cm	210	221	23	<b>947</b>	
	4 lights - for width 250 cm	260	221	23	<b>948</b>	
	6 lights - for width 300 cm	310	221	23	<b>949</b>	
	<b>LED strip light</b>					
	<b>incl. UK adapter!</b>					
	1 item	35	4	18	<b>926</b>	
	2 items	35	4	18	<b>927</b>	
	3 items	35	4	18	<b>928</b>	
	<b>LED line light</b>					
	2 items	60	6	19	<b>937</b>	
	3 items	60	6	19	<b>938</b>	

### Please note:

Passe-partout frame increases the wardrobe width to the dimensions indicated.



**The combination of sliding-door wardrobes and corner units is only possible without cornices and passepartout-frames!**

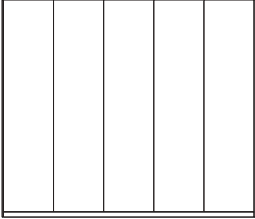
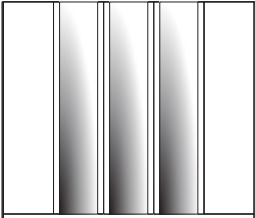


## Hinged-door wardrobes without cornice

### Interior:

2 shelves, 1 clothes rail per compartment

All hinged-doors incl. cushioned hinges

Description	Dimensions cm			Art. no.	GBP
	W	H	D		
					
<b>Wooden doors</b>					
1 door	LHH	50	216	58	<b>500</b>
1 door	RHH	50	216	58	<b>501</b>
2 doors		100	216	58	<b>502</b>
3 doors		150	216	58	<b>503</b>
4 doors		200	216	58	<b>504</b>
5 doors		250	216	58	<b>506</b>
6 doors		300	216	58	<b>508</b>
					
<b>Wooden doors in carcass colour and mirrored doors</b>					
1 door	1 mirrored door, LHH	50	216	58	<b>555</b>
1 door	1 mirrored door, RHH	50	216	58	<b>556</b>
2 doors	1 mirrored door, LHH	100	216	58	<b>557</b>
2 doors	1 mirrored door, RHH	100	216	58	<b>558</b>
2 doors	2 mirrored doors	100	216	58	<b>559</b>
3 doors	1 mirrored door	150	216	58	<b>560</b>
4 doors	2 mirrored doors	200	216	58	<b>562</b>
5 doors	1 mirrored door	250	216	58	<b>566</b>
5 doors	3 mirrored doors	250	216	58	<b>568</b>
6 doors	2 mirrored doors	300	216	58	<b>571</b>
6 doors	4 mirrored doors	300	216	58	<b>572</b>

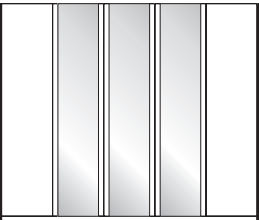



## Hinged-door wardrobes without cornice

### Interior:

2 shelves, 1 clothes rail per compartment

All hinged-doors incl. cushioned hinges

Description	Dimensions cm			Art. no.	GBP	
	W	H	D			
 <p><b>Wooden doors in carcass colour and glass doors in white</b></p>	1 door	1 glass door, LHH	50	216	58	<b>609</b>
	1 door	1 glass door, RHH	50	216	58	<b>610</b>
	2 doors	1 glass door, LHH	100	216	58	<b>611</b>
	2 doors	1 glass door, RHH	100	216	58	<b>612</b>
	2 doors	2 glass doors	100	216	58	<b>613</b>
	3 doors	1 glass door	150	216	58	<b>614</b>
	3 doors	3 glass doors	150	216	58	<b>615</b>
	4 doors	2 glass doors	200	216	58	<b>616</b>
	4 doors	4 glass doors	200	216	58	<b>617</b>
	5 doors	1 glass door	250	216	58	<b>620</b>
	5 doors	3 glass doors	250	216	58	<b>622</b>
	5 doors	5 glass doors	250	216	58	<b>623</b>
	6 doors	2 glass doors	300	216	58	<b>625</b>
	6 doors	4 glass doors	300	216	58	<b>626</b>
	6 doors	6 glass doors	300	216	58	<b>627</b>
 <p><b>Glass doors in white and mirrored doors</b></p>	2 doors	1 mirrored door, LHH	100	216	58	<b>279</b>
	2 doors	1 mirrored door, RHH	100	216	58	<b>280</b>
	3 doors	1 mirrored door	150	216	58	<b>281</b>
	4 doors	2 mirrored doors	200	216	58	<b>282</b>
	5 doors	1 mirrored door	250	216	58	<b>283</b>
	5 doors	3 mirrored doors	250	216	58	<b>284</b>
	6 doors	2 mirrored doors	300	216	58	<b>285</b>
	6 doors	4 mirrored doors	300	216	58	<b>286</b>

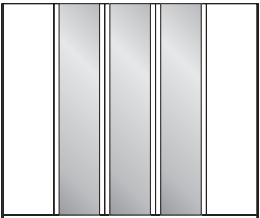



## Hinged-door wardrobes without cornice

### Interior:

2 shelves, 1 clothes rail per compartment

All hinged-doors incl. cushioned hinges

Description	Dimensions cm			Art. no.	GBP	
	W	H	D			
 <p><b>Wooden doors in carcass colour and glass doors in pebble grey</b></p>	1 door	1 glass door, LHH	50	216	58	<b>552</b>
	1 door	1 glass door, RHH	50	216	58	<b>553</b>
	2 doors	1 glass door, LHH	100	216	58	<b>554</b>
	2 doors	1 glass door, RHH	100	216	58	<b>561</b>
	2 doors	2 glass doors	100	216	58	<b>563</b>
	3 doors	1 glass door	150	216	58	<b>564</b>
	3 doors	3 glass doors	150	216	58	<b>565</b>
	4 doors	2 glass doors	200	216	58	<b>567</b>
	4 doors	4 glass doors	200	216	58	<b>569</b>
	5 doors	1 glass door	250	216	58	<b>570</b>
	5 doors	3 glass doors	250	216	58	<b>573</b>
	5 doors	5 glass doors	250	216	58	<b>574</b>
	6 doors	2 glass doors	300	216	58	<b>575</b>
	6 doors	4 glass doors	300	216	58	<b>576</b>
	6 doors	6 glass doors	300	216	58	<b>577</b>
 <p><b>Glass doors in pebble grey and mirrored doors</b></p>	2 doors	1 mirrored door, LHH	100	216	58	<b>311</b>
	2 doors	1 mirrored door, RHH	100	216	58	<b>312</b>
	3 doors	1 mirrored door	150	216	58	<b>313</b>
	4 doors	2 mirrored doors	200	216	58	<b>314</b>
	5 doors	1 mirrored door	250	216	58	<b>315</b>
	5 doors	3 mirrored doors	250	216	58	<b>316</b>
	6 doors	2 mirrored doors	300	216	58	<b>317</b>
	6 doors	4 mirrored doors	300	216	58	<b>318</b>





## Hinged-door wardrobes without cornice

### Interior:




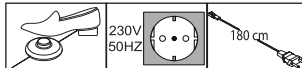
2 shelves, 1 clothes rail per compartment

All hinged-doors incl. cushioned hinges

Description	Dimensions cm			Art. no.	GBP	
	W	H	D			
 <p><b>Wooden doors in carcass colour and glass doors in graphite</b></p>	1 door	1 glass door, LHH	50	216	58	<b>122</b>
	1 door	1 glass door, RHH	50	216	58	<b>125</b>
	2 doors	1 glass door, LHH	100	216	58	<b>128</b>
	2 doors	1 glass door, RHH	100	216	58	<b>129</b>
	2 doors	2 glass doors	100	216	58	<b>130</b>
	3 doors	1 glass door	150	216	58	<b>131</b>
	3 doors	3 glass doors	150	216	58	<b>132</b>
	4 doors	2 glass doors	200	216	58	<b>133</b>
	4 doors	4 glass doors	200	216	58	<b>134</b>
	5 doors	1 glass door	250	216	58	<b>135</b>
	5 doors	3 glass doors	250	216	58	<b>136</b>
	5 doors	5 glass doors	250	216	58	<b>137</b>
	6 doors	2 glass doors	300	216	58	<b>138</b>
	6 doors	4 glass doors	300	216	58	<b>139</b>
	6 doors	6 glass doors	300	216	58	<b>140</b>
	 <p><b>Glass doors in graphite and mirrored doors</b></p>	2 doors	1 mirrored door, LHH	100	216	58
2 doors		1 mirrored door, RHH	100	216	58	<b>243</b>
3 doors		1 mirrored door	150	216	58	<b>244</b>
4 doors		2 mirrored doors	200	216	58	<b>255</b>
5 doors		1 mirrored door	250	216	58	<b>256</b>
5 doors		3 mirrored doors	250	216	58	<b>257</b>
6 doors		2 mirrored doors	300	216	58	<b>258</b>
6 doors		4 mirrored doors	300	216	58	<b>267</b>



## Passe-partout frames for hinged-door wardrobes and lights

Description	Dimensions cm			Art. no.	GBP
	W	H	D		
 <p><b>Passe-partout frame,</b> without lights, Width per side profile: 3.2 cm</p> <ul style="list-style-type: none"> <li>- for width 50 cm</li> <li>- for width 100 cm</li> <li>- for width 150 cm</li> <li>- for width 200 cm</li> <li>- for width 250 cm</li> <li>- for width 300 cm</li> </ul>	56,4	220	6,7	<b>980</b>	
	106,4	220	6,7	<b>981</b>	
	156,4	220	6,7	<b>982</b>	
	206,4	220	6,7	<b>983</b>	
	256,4	220	6,7	<b>984</b>	
	306,4	220	6,7	<b>985</b>	
 <p><b>Cornice,</b> without lights</p> <ul style="list-style-type: none"> <li>- for width 50 cm</li> <li>- for width 100 cm</li> <li>- for width 150 cm</li> <li>- for width 200 cm</li> <li>- for width 250 cm</li> <li>- for width 300 cm</li> <li>- for extended corner unit</li> </ul>	50	3,2	12,5	<b>900</b>	
	100	3,2	12,5	<b>901</b>	
	150	3,2	12,5	<b>902</b>	
	200	3,2	12,5	<b>903</b>	
	250	3,2	12,5	<b>904</b>	
	300	3,2	12,5	<b>905</b>	
	64,1	3,2	12,5	<b>913</b>	
 <p><b>LED strip light</b> <b>incl. UK adapter!</b></p> <ul style="list-style-type: none"> <li>1 item</li> <li>2 items</li> <li>3 items</li> </ul> <p>This product contains light devices of energy efficiency class F</p> 	35	4	18	<b>926</b>	
	35	4	18	<b>927</b>	
	35	4	18	<b>928</b>	

**Please note:**

Passe-partout frame increases the wardrobe width to the dimensions indicated.


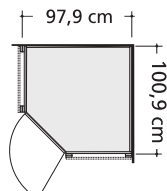

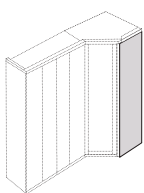



## Additional elements for hinged-door wardrobes and sliding-door wardrobes

### Interior:

1 adjustable shelf, 1 clothes rail

All hinged-doors incl. cushioned hinges

Description	Dimensions cm			Art. no.	GBP
	W	H	D		
  <p><b>Corner unit, extended,</b> without cornice, 1 adjustable shelf, 1 clothes rail</p> <ul style="list-style-type: none"> <li>- Spiegeltür</li> <li>- Holztür</li> <li>- Glastür weiß</li> <li>- Glastür Kieselgrau</li> <li>- Glastür graphit</li> </ul>					
	93	216	93	<b>650</b>	
	93	216	93	<b>651</b>	
	93	216	93	<b>653</b>	
	93	216	93	<b>790</b>	
93	216	93	<b>792</b>		
 <p>The combination of sliding-door wardrobes and corner units is only possible without cornices and passepartout-frames!</p>					
	56	216	1,5	<b>027</b>	
 <p>Required with a final extended corner unit. If a corner unit stands separately, 2 outer sides are required.</p>					





## EXPLANATION - Corner units and wardrobes

### Impact of outside panels and overall length of displayed hinged-/ sliding-door wardrobes

Outside panels (depending on the depth) have an impact on how to display the corner robe and an impact on the total length and space required to display the wardrobe/ corner robe configuration!

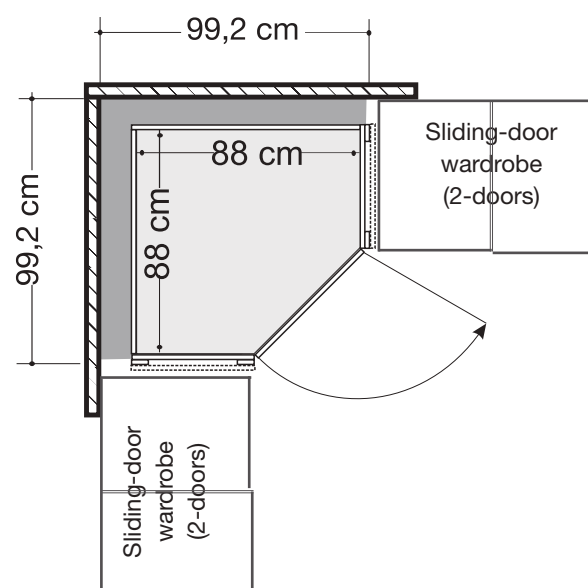
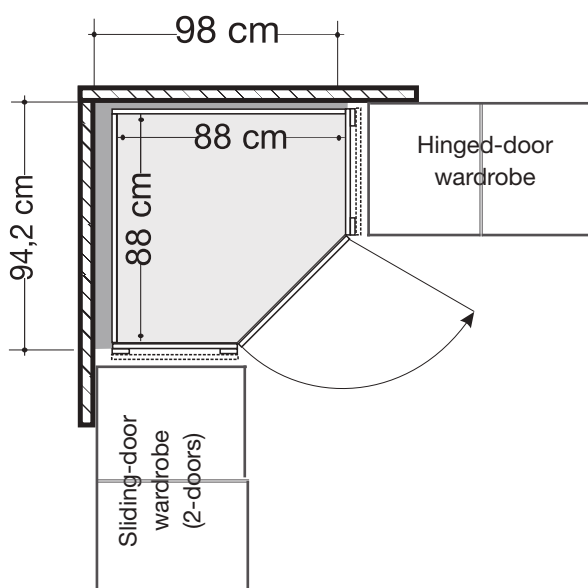
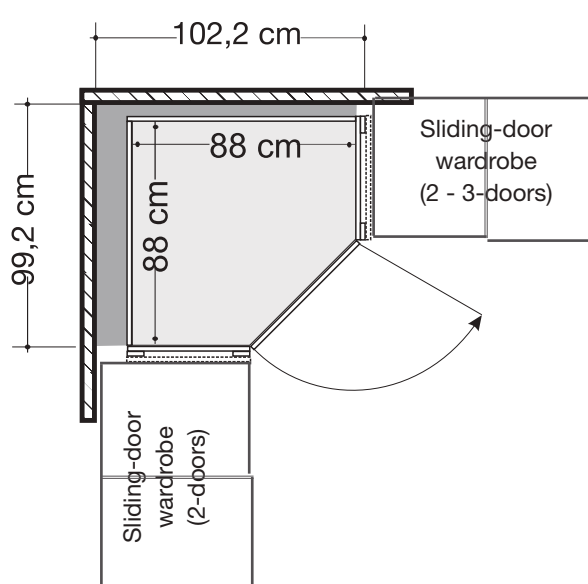
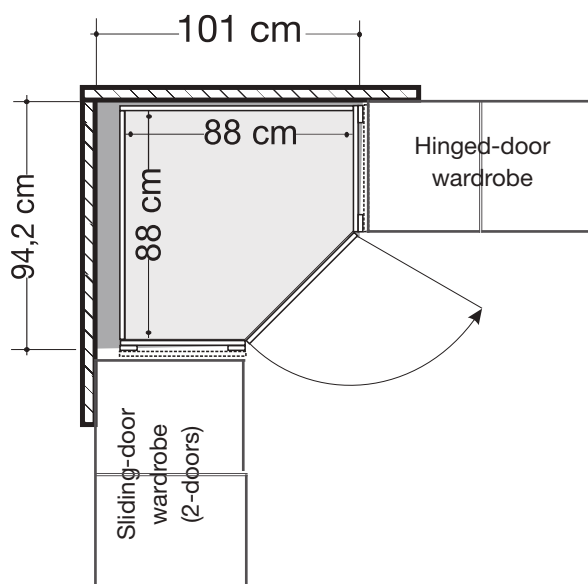
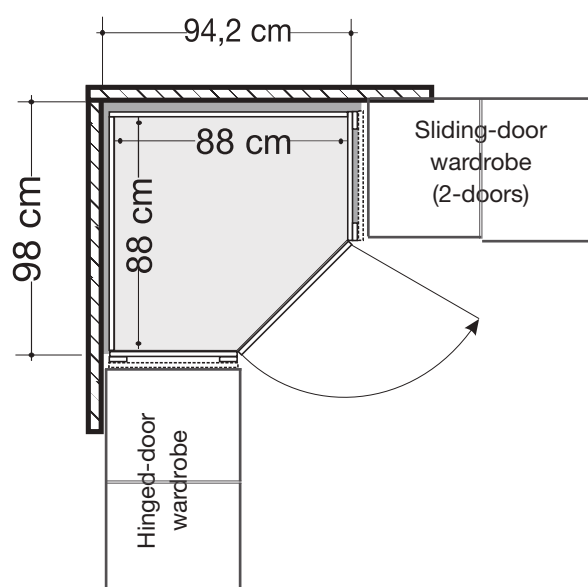
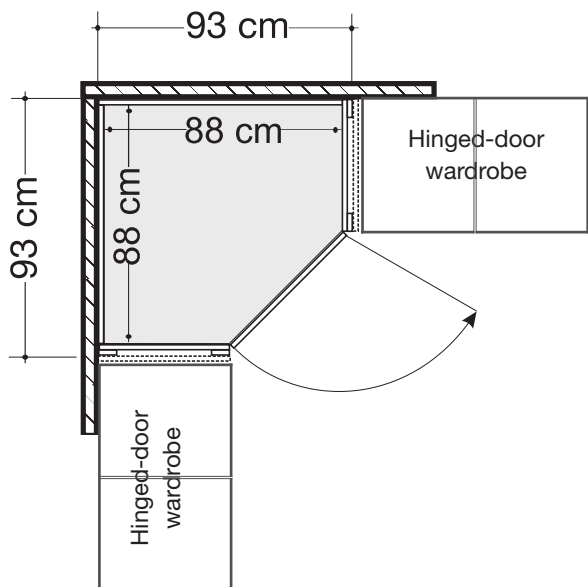
#### Overview of outside panels:

##### Outside panel for sliding-door wardrobes with 2 doors





##### Outside panel for hinged-door wardrobes








## Futon beds

Description	Bed surface in cm	Surface in cm	Art. no.	GBP
 <p><b>Headboard with 3 trims</b> in carcass colour</p> <p>- incl. slatted frames 2 x 70 x 190 cm</p> <p>- incl. slatted frames 2 x 75 x 200 cm</p> <p>- incl. slatted frames 2 x 80 x 200 cm</p> <p>Headboard height: <b>92</b> cm Footboard height: <b>43</b> cm Height to bed side top edge: <b>43</b> cm</p> <p> <b>Nicht in Graphit-Dekor lieferbar!</b></p>	140 x 190	151 x 208	<b>250</b>	
	150 x 200	161 x 218	<b>206</b>	
	160 x 200	171 x 218	<b>254</b>	

## Additional elements for futon beds






Description	Dimensions cm			Art. no.	GBP
	W	H	D		
 <p><b>LED curved light</b> for futon bed</p> <p><b>incl. UK adapter!</b></p> <p>pair</p> <p>This product contains a light device of energy efficiency class F</p>	50	2	4	<b>101</b>	

Sales  
Promotion**Berlin.**

Independent / non HDI

**BLANK PRICE LIST**valid until **30.06.2023****Bedside cabinets, 2 drawers**  
Sliding feet

Not available in graphite finish!

	Description	Dimensions cm			Art. no.	GBP
		W	H	D		
	piece pair - Drawers in carcass colour	50	41	36	<b>041</b>	
		50	41	36	<b>042</b>	
	piece pair - Drawers glass white	50	41	36	<b>047</b>	
		50	41	36	<b>048</b>	
	piece pair - Drawers glass pebble grey	50	41	36	<b>063</b>	
		50	41	36	<b>064</b>	
	piece pair - top drawer glass white	50	41	36	<b>056</b>	
		50	41	36	<b>057</b>	
	piece pair - top drawer in glass pebble grey	50	41	36	<b>067</b>	
		50	41	36	<b>076</b>	








Sales  
Promotion**Berlin.**

Independent / non HDI

**BLANK PRICE LIST**valid until **30.06.2023**

## Bedside cabinets, 3 drawers

### Sliding feet



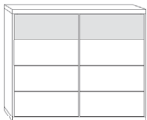
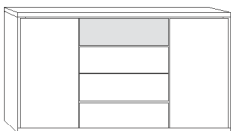

	Description	Dimensions cm			Art. no.	GBP
		W	H	D		
	piece pair - Drawers in carcase colour	50	55	36	<b>065</b>	
		50	55	36	<b>066</b>	
	piece pair - Drawers glass white	50	55	36	<b>071</b>	
		50	55	36	<b>072</b>	
	piece pair - Drawers glass pebble grey	50	55	36	<b>079</b>	
		50	55	36	<b>080</b>	
	piece pair - Drawers glass graphite	50	55	36	<b>024</b>	
		50	55	36	<b>025</b>	
	piece pair - top drawer in glass white	50	55	36	<b>084</b>	
		50	55	36	<b>085</b>	
	piece pair - top drawer in glass pebble grey	50	55	36	<b>081</b>	
		50	55	36	<b>082</b>	
	piece pair - top drawer in glass graphite	50	55	36	<b>026</b>	
		50	55	36	<b>033</b>	



## Occasional furniture

Sliding feet in black

All hinged-doors incl. cushioned hinges

	Description	Dimensions cm			Art. no.	GBP
		W	H	D		
	<b>Drawer unit</b> with 4 drawers					
	- Drawers in carcass colour	47	86	42	<b>352</b>	
	- Drawers glass white	47	86	42	<b>354</b>	
	- Drawers glass pebble grey	47	86	42	<b>384</b>	
	- Drawers glass graphite	47	86	42	<b>327</b>	
	- top drawer in glass white	47	86	42	<b>360</b>	
	- top drawer in glass pebble grey	47	86	42	<b>387</b>	
	- top drawer in glass graphite	47	86	42	<b>328</b>	
	- Drawers in carcass colour	75	86	42	<b>364</b>	
	- Drawers glass white	75	86	42	<b>367</b>	
	- Drawers glass pebble grey	75	86	42	<b>388</b>	
	- Drawers glass graphite	75	86	42	<b>329</b>	
	- top drawer in glass white	75	86	42	<b>373</b>	
	- top drawer in glass pebble grey	75	86	42	<b>390</b>	
	- top drawer in glass graphite	75	86	42	<b>330</b>	
	<b>Chest of drawers</b> with 8 drawers					
	- Drawers in carcass colour	93	86	42	<b>378</b>	
	- Drawers glass white	93	86	42	<b>380</b>	
	- Drawers glass pebble grey	93	86	42	<b>391</b>	
	- Drawers glass graphite	93	86	42	<b>331</b>	
	- top drawer in glass white	93	86	42	<b>386</b>	
	- top drawer in glass pebble grey	93	86	42	<b>392</b>	
	- top drawer in glass graphite	93	86	42	<b>332</b>	
	<b>Combination dresser</b> with 4 large pull-outs					
	- Drawers in carcass colour	149	86	42	<b>398</b>	
	- Drawers glass white	149	86	42	<b>400</b>	
	- Drawers glass pebble grey	149	86	42	<b>393</b>	
	- Drawers glass graphite	149	86	42	<b>333</b>	
	- top drawer in glass white	149	86	42	<b>406</b>	
	- top drawer in glass pebble grey	149	86	42	<b>394</b>	
	- top drawer in glass graphite	149	86	42	<b>334</b>	
	<b>Wall mirror</b>					
		60	80	3	<b>087</b>	